


makeblock

codey rocky

Quick Start Guide






x1

Robot Controller -
Codey

Color Identification Card

x8



x1

Micro USB Data Cable

Name Sticker

x1




x1

Lanyard



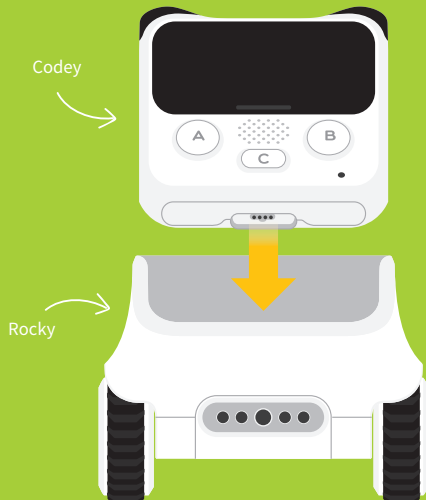
Robot Chassis -
Rocky

x1



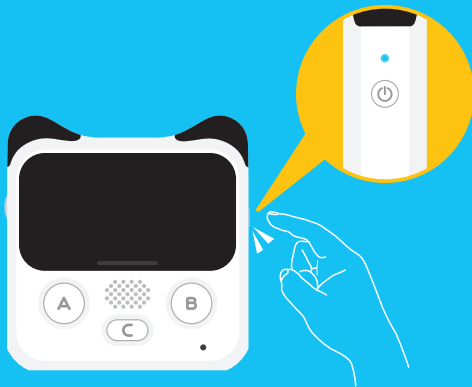
1 Assemble Your Codey Rocky

Rocky should work with Codey to be combined as Codey Rocky.



2 Power on

Press the power button to start the product and the power indicator light will be solid on.



★ Please charge for Codey if you can not start it.


3 Software Download

Codey Rocky is a programmable robot that is playable and educational. It supports mBlock 5 and the Makeblock app.

Makeblock App

Quick start by using the Makeblock app.


Search "Makeblock" in App Store or Google Play to download the Makeblock app.



mBlock 5

Achieve more ideas by using mBlock.

Download the software for PC: <http://www.mblock.cc/>



4 Connect your Codey Rocky

Support PC / Pad / Phone

Mobile (phone / pad)

Open the app and enable the Bluetooth of your device. Put your phone or pad close to Codey and it will be connected via Bluetooth automatically.

1

Bluetooth



2



PC

Use the Micro USB cable to connect Codey to your computer and open mBlock to use.



★ You can check Beginner's Guide under the menu of Help in the software.



1

Programming
Drag the programming blocks to start your programming journey.



2


Upload
Upload programs to Codey.



3

Have fun

Run the program to have fun with your Codey Rocky,



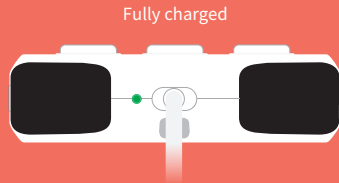
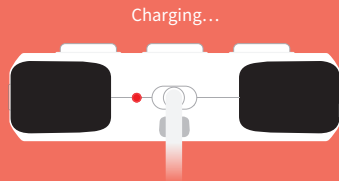

4

Share

Share what you've done with friends.

Charge

Connect Codey to your computer or power adapter via the Micro USB cable to charge for Codey.



For more product information and help, please visit the website.

 <http://www.makeblock.com/steam-kits/codey-rocky/>

For more education resources, please follow the Education platform on our official website.

 <http://education.makeblock.com/>

Product Name: Codey Rocky Programmable Educational Robot

Product Model: MCR-K01-01

Address: 4th Floor, Building C3, Nanshan iPark, No.1001 Xueyuan Avenue,
Nanshan District, Shenzhen, Guangdong Province, 518057, China
www.makeblock.com

 **WARNING**

CHOKING HAZARD

Small part. Not for children under 3 years.
Children to use only under adult's supervision.

